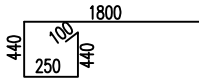
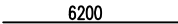



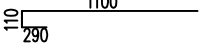





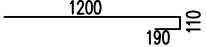
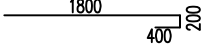
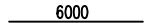


VÝPIS VÝZTUŽE STROPU NAD 1.NP

POL.	Ø	TVAR	DL. (m)	KS	R6	R8	R10	R12	R14	Ø8- -150/150	Ø6- -150/150
32	R10		3,03	29			87,9				
33	R8		6,20	12		74,4					
34	R12		3,45	8				27,6			
35	R6		1,34	12	16,1						
36	R8		0,95	36		34,2					
37	R8		1,50	27		40,5					
38	R8		3,70	6		22,2					
39	R8		2,40	6		14,4					
40	R14		2,75	12					33,0		
41	R6		1,14	12	13,7						
				bm	29,8	1672,7	576,9	1777,6	544,5		
				kg	7,00	661,0	356,0	1579,0	658,0		
S1	Ø 6- -150/150	 STRIH 1000x1500	14								21,0
S2	Ø 6- -150/150	 STRIH 1500x1000	30								45,0
S3	Ø 8- -150/150	 STRIH 2400x3000	6								43,2
										43,2	66,0
										233,0	200,0

OCEL:10 505(R) CELKEM KG=3261,0
SÍŤ KARI CELKEM KG=433,0

VÝPIS VÝZTUŽE PLOCHY RAMPY

POL.	Ø	TVAR	DL. (m)	KS	R6	R8	R10	R12	R16	Ø8- -150/150	Ø6- -150/150
				bm							
				ks	kg						
S1	Ø 6- -150/150	 STRIH 6000x2400	4								57,6
										57,6	
											175,0

SÍŤ KARI CELKEM KG=175,0